

4005 m.

MotoGP Test, Valencia

Day 1 Session

Classification

3

		Rider	Nation	Team	Motorcycle	Time	Lap Total	Gap	Top Speed
1	12	Maverick VIÑALES	SPA	Yamaha Factory Racing	YAMAHA	1'31.416	33 39		317.5
2	93	Marc MARQUEZ	SPA	Repsol Honda Team	HONDA	1'31.718	21 25	0.302 0.302	320.5
3	46	Valentino ROSSI	ITA	Yamaha Factory Racing	YAMAHA	1'31.845	27 40	0.429 0.127	316.5
4	4	Andrea DOVIZIOSO	ITA	Ducati Team	DUCATI	1'31.846	34 38	0.430 0.001	322.7
5	6	Stefan BRADL	GER	LCR Honda	HONDA	1'32.015	45 51	0.599 0.169	319.3
6	21	Franco MORBIDELLI	ITA	Petronas Yamaha SRT	YAMAHA	1'32.085	32 40	0.669 0.070	319.3
7	41	Aleix ESPARGARO	SPA	Aprilia Racing Team Gresini	APRILIA	1'32.095	35 37	0.679 0.010	314.7
8	9	Danilo PETRUCCI	ITA	Ducati Team	DUCATI	1'32.100	25 43	0.684 0.005	320.9
9	44	PoI ESPARGARO	SPA	Red Bull KTM Factory Racing	KTM	1'32.179	23 35	0.763 0.079	318.8
10	51	Michele PIRRO	ITA	Ducati Team	DUCATI	1'32.220	18 19	0.804 0.041	318.5
11	63	Francesco BAGNAIA	ITA	Alma Pramac Racing	DUCATI	1'32.396	37 38	0.980 0.176	321.4
12	42	Alex RINS	SPA	Team SUZUKI ECSTAR	SUZUKI	1'32.402	30 32	0.986 0.006	314.9
13	30	Takaaki NAKAGAMI	JPN	LCR Honda IDEMITSU	HONDA	1'32.539	21 26	1.123 0.137	320.3
14	43	Jack MILLER	AUS	Alma Pramac Racing	DUCATI	1'32.555	18 19	1.139 0.016	321.4
15	36	Joan MIR	SPA	Team SUZUKI ECSTAR	SUZUKI	1'32.787	57 59	1.371 0.232	316.6
16	53	Tito RABAT	SPA	Reale Avintia Racing	DUCATI	1'32.834	28 36	1.418 0.047	320.5
17	5	Johann ZARCO	FRA	Red Bull KTM Factory Racing	KTM	1'32.835	32 36	1.419 0.001	316.9
18	99	Jorge LORENZO	SPA	Repsol Honda Team	HONDA	1'32.959	28 30	1.543 0.124	315.2
19	29	Andrea IANNO	ITA	Aprilia Racing Team Gresini	APRILIA	1'33.291	14 15	1.875 0.332	314.6
20	17	Karel ABRAHAM	CZE	Reale Avintia Racing	DUCATI	1'33.301	32 35	1.885 0.010	316.8
21	38	Bradley SMITH	GBR	Aprilia Racing Test Team	APRILIA	1'33.709	16 17	2.293 0.408	319.4
22	94	Jonas FOLGER	GER	Yamaha Test Team	YAMAHA	1'33.810	27 30	2.394 0.101	316.6
23	20	Fabio QUARTARARO	FRA	Petronas Yamaha SRT	YAMAHA	1'33.850	35 38	2.434 0.040	317.9
24	55	Hafizh SYAHRIN	MAL	KTM Tech 3 Racing	KTM	1'34.233	19 20	2.817 0.383	313.1
25	88	Miguel OLIVEIRA	POR	KTM Tech 3 Racing	KTM	1'35.118	21 33	3.702 0.885	314.3

Practice condition: **Dry**

Air: 15°

Humidity: 74%

Ground: 16°

Fastest Lap:	Lap: 33	Maverick VIÑALES	1'31.416	157.7 Km/h
Circuit Record Lap:	2016	Jorge LORENZO	1'31.171	158.1 Km/h
Circuit Best Lap:	2016	Jorge LORENZO	1'29.401	161.2 Km/h

The results are provisional until the end of the limit for protest and appeals.

Time limit for protest expires 30' after publication of the results - Time:

These data/results cannot be reproduced, stored and/or transmitted in whole or in part by any manner of electronic, mechanical, photocopying, recording, broadcasting or otherwise now known or herein after developed without the previous express consent by the copyright owner, except for reproduction in daily press and regular printed publications on sale to the public within 60 days of the event related to those data/results and always provided that copyright symbol appears together as follows below.

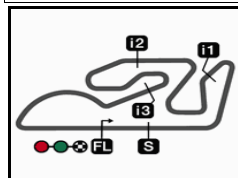
© DORNA, 2019

Official MotoGP Timing by TISSOT

www.motogp.com

Cheste, Tuesday, November 20, 2018





4005 m.

MotoGP Test, Valencia

Day 1 Session

Top Speed & Average

4



Rider	Nation	Motorcycle	Top 5 speeds					Average	Top
4 Andrea DOVIZIOSO	ITA	DUCATI	322.7	321.7	321.2	321.1	320.6	321.3	322.7
43 Jack MILLER	AUS	DUCATI	321.4	321.2	321.1	320.8	320.5	321.0	321.4
63 Francesco BAGNAIA	ITA	DUCATI	321.4	321.4	320.8	320.5	320.0	320.8	321.4
9 Danilo PETRUCCI	ITA	DUCATI	320.9	318.7	318.5	318.5	318.1	318.8	320.9
53 Tito RABAT	SPA	DUCATI	320.5	320.0	319.6	319.4	319.3	319.7	320.5
93 Marc MARQUEZ	SPA	HONDA	320.5	320.2	319.6	319.6	319.3	319.8	320.5
30 Takaaki NAKAGAMI	JPN	HONDA	320.3	315.4	315.4	314.6	314.3	316.0	320.3
38 Bradley SMITH	GBR	APRILIA	319.4	317.6	317.1	316.8	315.3	317.2	319.4
6 Stefan BRADL	GER	HONDA	319.3	319.1	318.7	318.7	318.5	318.9	319.3
21 Franco MORBIDELLI	ITA	YAMAHA	319.3	318.8	317.8	317.6	317.5	318.2	319.3
44 Po ESPARGARO	SPA	KTM	318.8	318.2	317.5	317.5	317.5	317.8	318.8
51 Michele PIRRO	ITA	DUCATI	318.5	317.5	316.9	316.9	316.8	317.3	318.5
20 Fabio QUARTARARO	FRA	YAMAHA	317.9	317.8	317.5	317.4	317.4	317.6	317.9
12 Maverick VIÑALES	SPA	YAMAHA	317.5	316.2	316.2	315.7	315.4	316.2	317.5
5 Johann ZARCO	FRA	KTM	316.9	316.8	316.8	316.0	315.3	316.4	316.9
17 Karel ABRAHAM	CZE	DUCATI	316.8	316.5	316.2	316.0	315.9	316.3	316.8
36 Joan MIR	SPA	SUZUKI	316.6	315.9	315.4	315.3	315.3	315.7	316.6
94 Jonas FOLGER	GER	YAMAHA	316.6	316.2	315.7	315.2	314.7	315.7	316.6
46 Valentino ROSSI	ITA	YAMAHA	316.5	316.0	315.4	315.3	315.2	315.7	316.5
99 Jorge LORENZO	SPA	HONDA	315.2	314.7	314.1	314.0	313.9	314.4	315.2
42 Alex RINS	SPA	SUZUKI	314.9	314.6	314.6	314.4	314.4	314.6	314.9
41 Aleix ESPARGARO	SPA	APRILIA	314.7	314.6	313.3	313.1	313.1	313.8	314.7
29 Andrea IANNONE	ITA	APRILIA	314.6	314.1	312.4	312.3	312.1	313.1	314.6
88 Miguel OLIVEIRA	POR	KTM	314.3	314.1	312.9	312.3	312.1	313.1	314.3
55 Hafizh SYAHRIN	MAL	KTM	313.1	312.7	312.6	312.4	312.0	312.6	313.1

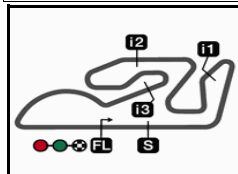
These data/results cannot be reproduced, stored and/or transmitted in whole or in part by any manner of electronic, mechanical, photocopying, recording, broadcasting or otherwise now known or herein after developed without the previous express consent by the copyright owner, except for reproduction in daily press and regular printed publications on sale to the public within 60 days of the event related to those data/results and always provided that copyright symbol appears together as follows below.

© DORNA, 2019

Official MotoGP Timing by TISSOT
www.motogp.com



Cheste, Tuesday, November 20, 2018



4005 m.

MotoGP Test, Valencia

Day 1 Session

Chronological Analysis of Performances

5

* Lap / Sector time cancelled

T1 Time from finish line to 1st intermediate

T3 Time from 2nd intermed. to 3rd intermed.

P Crossing the finish line in pit lane

T2 Time from 1st intermed. to 2nd intermed.

T4 Time from 3rd intermediate to finish line

Lap	Lap Time	T1	T2	T3	T4	Speed	Lap	Lap Time	T1	T2	T3	T4	Speed	
1st	12	Maverick VIÑALES Yamaha Factory Raci SPA Runs=6 Total laps=39 Full laps=27						3	1'32.834	20.938	25.147	21.888	24.861	315.3
1	3:16'30.413	23.886	26.947	23.355	25.682		4	1'32.166	20.700	24.948	21.848	24.670	317.1	
2	1'35.931	21.878	25.773	22.843	25.437	311.9	5	1'32.022	20.775	24.770	21.761	24.716	318.7	
3	1'36.571	21.851	27.062	22.550	25.108	312.3	6	1'40.635 P	21.839	26.409	23.025	29.362	315.6	
4	1'34.306	21.334	25.223	22.309	25.440	313.9	7	20'22.412	24.583	26.563	22.821	25.568		
5	1'41.174 P	22.171	26.829	22.969	29.205	313.0	8	1'33.541	21.020	25.356	21.983	25.182	316.8	
6	7'59.886	22.440	25.683	22.432	24.925		9	1'31.911	20.681	24.897	21.681	24.652	318.8	
7	1'33.169	21.125	25.039	22.199	24.806	312.6	10	1'37.244 P	21.547	25.491	22.072	28.134	318.1	
8	1'32.678	21.036	24.959	22.038	24.645	313.9	11	21'26.298	23.235	26.819	23.248	25.760		
9	1'34.870	22.945	25.122	22.174	24.629	316.2	12	1'33.340	20.844	25.435	22.007	25.054	318.8	
10	1'32.801	21.179	24.850	22.079	24.693	313.4	13	1'32.144	20.748	24.844	21.785	24.767	319.3	
11	1'36.281	24.160	25.290	22.195	24.636	314.9	14	1'31.783	20.725	24.750	21.687	24.621	320.2	
12	1'32.679	20.962	24.894	22.099	24.724	313.7	15	1'31.787	20.698	24.671	21.744	24.674	319.6	
13	1'45.356 P	26.051	27.195	23.638	28.472	313.7	16	1'38.930 P	21.478	26.138	22.697	28.617	318.4	
14	17'38.932	22.283	25.963	22.742	24.987		17	27'07.535	23.684	27.048	23.800	25.449		
15	1'33.923	21.524	25.299	22.225	24.875	313.9	18	1'34.271	21.029	25.193	22.411	25.638	315.7	
16	1'32.756	21.053	24.964	22.038	24.701	313.0	19	1'32.357	20.814	24.874	21.926	24.743	317.9	
17	1'38.261	26.072	25.241	22.106	24.842	314.4	20	1'31.955	20.715	24.790	21.753	24.697	319.6	
18	1'32.237	20.875	24.903	21.963	24.496	314.9	21	1'31.718	20.605	24.724	21.754	24.635	319.0	
19	1'34.382	22.211	25.412	22.176	24.583	315.4	22	1'38.812 P	21.463	25.994	22.680	28.675	318.5	
20	1'32.244	20.958	24.819	21.929	24.538	313.0	23	23'32.648	23.547	26.377	22.829	25.696		
21	1'39.605 P	20.886	24.798	23.731	30.190	316.2	24	1'34.528	21.031	25.377	22.624	25.496	317.8	
22	13'14.310	24.438	26.192	22.553	24.974		25	1'47.442 P	21.708	29.132	24.606	31.996	320.5	
23	1'33.325	21.250	25.124	22.182	24.769	312.1	3rd 46 Valentino ROSSI Yamaha Factory Raci ITA Runs=7 Total laps=40 Full laps=26							
24	1'34.606	20.893	26.443	22.411	24.859	311.9	1	3:20'08.591	24.923	27.315	23.280	26.009		
25	1'37.446 P	20.880	25.005	22.122	29.439	313.4	2	1'34.246	21.582	25.408	22.340	24.916	312.9	
26	14'44.573	22.798	26.037	22.567	24.882		3	1'34.401	21.543	25.106	22.742	25.010	313.6	
27	1'33.339	21.221	25.197	22.132	24.789	314.6	4	1'33.122	21.227	24.909	22.035	24.951	313.7	
28	1'32.693	20.975	24.963	22.049	24.706	314.3	5	1'32.632	21.085	24.823	21.954	24.770	315.2	
29	1'43.071 P	22.950	26.372	25.375	28.374	314.1	6	1'36.982 P	21.289	24.780	21.981	28.932	316.5	
30	11'49.648	21.695	25.561	22.085	24.570		7	7'00.296	23.562	26.423	22.930	25.725		
31	1'31.726	20.861	24.692	21.859	24.314	315.2	8	1'33.535	21.344	25.099	22.088	25.004	311.1	
32	1'34.413	22.446	25.392	22.047	24.528	315.7	9	1'32.980	21.104	24.978	22.038	24.860	313.4	
33	1'31.416	20.732	24.560	21.756	24.368	313.7	10	1'32.819	21.060	24.858	21.948	24.953	313.1	
34	1'31.430	20.655	24.570	21.774	24.431	315.3	11	1'38.880 P	21.107	26.234	23.332	28.207	312.7	
35	1'39.381	27.731	25.154	21.908	24.588	317.5	12	11'00.574	24.544	26.362	22.864	25.819		
36	1'31.818	20.815	24.632	21.815	24.556	314.7	13	1'33.384	21.454	25.027	22.004	24.899	312.9	
37	1'35.738	20.646	28.402	22.109	24.581	315.2	14	1'32.910	21.430	24.833	21.971	24.676	314.0	
38	1'31.647	20.757	24.595	21.815	24.480	314.3	15	1'32.622	21.049	24.821	21.936	24.816	314.1	
39	1'35.018 P	20.711	24.581	21.861	27.865	314.4	16	1'32.617	21.134	24.752	21.935	24.796	314.3	
2nd 93 Marc MARQUEZ Repsol Honda Team SPA Runs=5 Total laps=25 Full laps=15							17	1'35.966	21.826	26.011	22.636	25.493	314.3	
1	3:20'03.857	25.754	26.983	23.195	26.124		18	1'40.554 P	22.821	28.206	22.728	26.799	313.9	
2	1'35.433	21.680	25.776	22.605	25.372	313.3	19	23'06.368	24.132	26.134	22.465	25.136		
							20	1'32.998	21.161	24.936	22.061	24.840	312.4	

Fastest Lap: Maverick VIÑALES Yamaha Factory Raci SPA **1'31.416** 20.732 24.560 21.756 24.368

These data/results cannot be reproduced, stored and/or transmitted in whole or in part by any manner of electronic, mechanical, photocopying, recording, broadcasting or otherwise now known or herein after developed without the previous express consent by the copyright owner, except for reproduction in daily press and regular printed publications on sale to the public within 60 days of the event related to those data/results and always provided that copyright symbol appears together as follows below.
© DORNA, 2019



Day 1 Session

MotoGP

Lap	Lap Time	T1	T2	T3	T4	Speed	Lap	Lap Time	T1	T2	T3	T4	Speed
21	1'32.775	21.047	24.872	21.958	24.898	313.4	34	1'31.846	20.722	24.682	21.772	24.670	319.9
22	1'33.113	21.059	24.921	22.015	25.118	312.7	35	1'38.305 P	21.426	25.992	22.573	28.314	319.9
23	1'32.780	21.041	24.888	22.001	24.850	312.9	36	40'22.717	23.537	27.083	22.983	25.721	
24	1'37.070 P	21.790	25.521	22.361	27.398	313.1	37	1'34.475	21.014	25.694	22.309	25.458	317.9
25	8'54.830	24.593	25.905	22.184	24.945		38	1'36.781 P	20.752	24.932	21.969	29.128	319.6
26	1'31.958	20.964	24.719	21.700	24.575	312.6							
27	1'31.845	20.835	24.664	21.774	24.572	316.0	5th	6	Stefan BRADL		LCR Honda		GER
28	1'37.822	24.319	25.797	22.492	25.214	315.4			Runs=10	Total laps=51	Full laps=31		
29	1'32.063	20.829	24.696	21.779	24.759	313.0	1	2:34'25.148	24.524	27.685	23.481	26.055	
30	1'31.914	20.741	24.655	21.813	24.705	315.3	2	1'36.616	22.305	26.066	22.677	25.568	307.9
31	1'36.790 P	22.881	24.909	22.076	26.924	313.7	3	1'35.350	21.842	25.487	22.493	25.528	313.7
32	10'28.488	21.726	25.901	22.382	25.002		4	1'34.341	21.471	25.363	22.415	25.092	313.7
33	1'32.545	21.066	24.798	21.904	24.777	311.7	5	1'34.002	21.235	25.211	22.297	25.259	314.7
34	1'32.542	20.954	24.792	21.999	24.797	312.0	6	1'39.213 P	21.815	25.815	22.633	28.950	315.4
35	1'39.919 P	23.414	25.503	22.662	28.340	309.7	7	10'48.350	23.638	26.366	22.645	25.275	
36	6'29.107	22.064	25.919	22.226	25.174		8	1'33.660	21.374	25.267	22.031	24.988	315.3
37	1'32.756	21.100	24.873	21.944	24.839	313.1	9	1'33.110	21.087	25.028	22.047	24.948	316.8
38	1'32.556	20.892	24.805	21.890	24.969	313.3	10	1'33.898	21.499	25.053	22.081	25.265	316.3
39	1'32.686	20.958	24.887	21.974	24.867	312.3	11	1'33.704	21.331	25.145	22.155	25.073	312.6
40	1'42.883 P	28.756	25.255	22.056	26.816	313.3	12	1'41.058 P	23.422	25.627	22.427	29.582	315.3
							13	8'10.219	23.584	26.459	22.807	25.498	
4th	4	Andrea DOVIZIOSO		Ducati Team		ITA	14	1'34.415	21.510	25.467	22.301	25.137	314.4
		Runs=8	Total laps=38	Full laps=22			15	1'33.623	21.356	25.121	22.135	25.011	315.0
1	2:41'12.436	25.379	28.478	24.040	26.769		16	1'33.291	21.275	25.010	22.068	24.938	315.2
2	1'37.591	22.190	26.501	22.995	25.905	304.4	17	1'38.749 P	21.898	25.407	22.313	29.131	315.3
3	1'35.301	21.469	25.807	22.546	25.479	318.2	18	8'37.936	24.094	26.232	22.426	25.209	
4	1'35.792	22.772	25.823	22.208	24.989	318.8	19	1'34.015	21.271	25.246	22.213	25.285	315.7
5	1'33.618	21.374	25.177	22.013	25.054	321.7	20	1'33.981	21.480	25.139	22.243	25.119	315.7
6	1'33.138	21.138	24.912	21.982	25.106	320.6	21	1'38.633 P	21.515	25.142	22.175	29.801	312.3
7	1'43.007 P	23.172	27.424	23.361	29.050	319.4	22	17'58.307	23.525	26.212	22.647	25.342	
8	14'47.790	23.363	26.278	22.716	25.735		23	1'33.852	21.338	25.276	22.170	25.068	315.7
9	1'36.613	23.402	25.643	22.333	25.235	320.2	24	1'33.281	21.235	25.042	22.100	24.904	316.5
10	1'33.944	21.379	25.232	22.198	25.135	319.3	25	1'33.133	21.073	24.998	22.148	24.914	316.2
11	1'33.606	21.531	24.959	22.123	24.993	316.5	26	1'39.111 P	22.097	25.432	22.363	29.219	314.6
12	1'32.859	21.057	24.888	21.926	24.988	316.6	27	13'43.687	24.105	26.257	22.678	25.234	
13	1'32.422	20.973	24.709	21.904	24.836	318.1	28	1'33.736	21.375	25.221	22.192	24.948	318.1
14	1'40.256 P	22.332	25.714	22.859	29.351	318.2	29	1'33.293	21.110	25.043	22.123	25.017	318.5
15	10'32.143	24.059	27.350	22.766	25.254		30	1'33.246	21.112	25.043	22.104	24.987	316.6
16	1'33.187	21.018	25.207	22.111	24.851	318.7	31	1'41.284 P	22.653	25.634	22.755	30.242	316.8
17	1'32.870	20.979	24.809	22.043	25.039	319.6	32	13'01.855	25.774	26.466	24.866	25.554	
18	1'33.362	20.801	24.795	22.335	25.431	319.3	33	1'34.011	21.389	25.395	22.158	25.069	316.5
19	1'31.854	20.756	24.614	21.746	24.738	317.8	34	1'33.690	21.290	25.129	22.161	25.110	316.6
20	1'39.328 P	21.805	26.093	23.079	28.351	318.2	35	1'33.195	21.144	25.023	22.068	24.960	315.9
21	11'52.512	28.504	28.209	23.384	25.582		36	1'32.946	20.961	25.035	22.006	24.944	317.4
22	1'34.785	21.465	25.574	22.436	25.310	310.0	37	1'40.581 P	22.071	25.682	22.559	30.269	314.7
23	1'37.646 P	21.365	25.167	22.223	28.891	319.7	38	11'44.455	23.773	27.745	22.875	25.136	
24	13'42.136	25.376	27.246	22.789	25.349		39	1'32.686	21.041	24.976	21.941	24.728	317.2
25	1'36.360	20.973	26.958	22.945	25.484	320.6	40	1'32.208	20.834	24.837	21.817	24.720	319.3
26	1'32.632	20.949	24.862	21.947	24.874	320.5	41	1'32.351	20.932	24.750	21.845	24.824	318.7
27	1'35.929 P	20.947	24.842	21.990	28.150	322.7	42	1'40.174 P	22.469	25.570	22.459	29.676	317.9
28	9'15.734	23.826	26.805	22.688	25.378		43	10'37.903	25.011	25.711	22.361	24.749	
29	1'33.362	21.043	25.102	22.055	25.162	317.9	44	1'32.146	20.838	24.819	21.776	24.713	318.7
30	1'32.214	20.787	24.797	21.907	24.723	321.2	45	1'32.015	20.764	24.747	21.776	24.728	319.1
31	1'39.034 P	20.880	26.155	23.078	28.921	321.1	46	1'39.132 P	21.468	25.367	22.452	29.845	317.5
32	13'47.510	23.380	26.582	22.765	25.184		47	8'10.423	23.199	25.896	22.378	25.065	
33	1'32.692	20.979	24.912	21.918	24.883	318.1	48	1'32.936	21.234	25.019	21.920	24.763	314.4

Fastest Lap: Maverick VIÑALES Yamaha Factory Raci SPA **1'31.416** 20.732 24.560 21.756 24.368

These data/results cannot be reproduced, stored and/or transmitted in whole or in part by any manner of electronic, mechanical, photocopying, recording, broadcasting or otherwise now known or herein after developed without the previous express consent by the copyright owner, except for reproduction in daily press and regular printed publications on sale to the public within 60 days of the event related to those data/results and always provided that copyright symbol appears together as follows below.
© DORNA, 2019



Day 1 Session

MotoGP

Lap	Lap Time	T1	T2	T3	T4	Speed	Lap	Lap Time	T1	T2	T3	T4	Speed
49	1'32.579	20.887	24.844	21.939	24.909	317.9	8	19'59.020	23.587	27.142	22.879	25.399	
50	1'32.422	20.857	24.740	21.896	24.929	315.2	9	1'33.605	21.261	25.446	22.063	24.835	310.4
51	1'40.590 P	22.018	25.797	22.376	30.399	316.9	10	1'32.934	21.086	24.997	21.984	24.867	311.9
6th 21 Franco MORBIDEL Petronas Yamaha SR ITA							11	1'32.626	21.022	24.926	21.777	24.901	311.7
Runs=6 Total laps=40 Full laps=28							12	1'45.397	31.800	26.323	22.266	25.008	310.7
1	3:04'00.519	31.746	28.000	23.655	26.202		13	1'32.742	20.992	24.850	21.861	25.039	311.7
2	1'36.778	22.532	25.923	22.728	25.595	314.0	14	1'32.473	20.983	24.903	21.828	24.759	312.6
3	1'37.619	23.962	25.701	22.564	25.392	315.0	15	1'40.843 P	22.685	26.295	22.674	29.189	310.6
4	1'34.099	21.401	25.189	22.341	25.168	314.0	16	22'33.664	23.876	27.996	23.078	25.419	
5	1'33.684	21.507	24.999	22.146	25.032	314.9	17	1'34.597	22.030	25.446	22.139	24.982	314.6
6	1'33.406	21.437	24.911	22.006	25.052	314.7	18	1'33.997	21.386	25.448	22.138	25.025	313.3
7	1'32.722	20.966	24.756	21.987	25.013	317.6	19	1'33.792	21.140	25.384	22.234	25.034	313.1
8	1'39.151 P	21.302	25.594	22.674	29.581	316.6	20	1'40.654 P	21.659	26.425	22.878	29.692	314.7
9	13'26.342	23.914	26.387	22.976	25.521		21	13'34.786 *	24.034	26.946*	22.567	25.212	
10	1'34.092	21.368	25.231	22.342	25.151	314.3	22	1'33.775	21.520	25.211	22.063	24.981	313.0
11	1'33.196	21.222	24.901	22.013	25.060	314.0	23	1'33.200	21.033	25.126	22.036	25.005	312.9
12	1'33.297	21.270	24.837	22.211	24.979	315.0	24	1'39.738 P	22.418	25.820	22.512	28.988	310.9
13	1'33.313	20.953	25.069	22.165	25.126	315.6	25	12'32.425	22.755	26.587	22.384	25.424	
14	1'33.218	21.136	24.895	22.158	25.029	315.0	26	1'33.322	21.197	25.384	21.972	24.769	309.5
15	1'42.367 P	22.513	27.078	23.223	29.553	315.7	27	1'32.568	20.927	24.945	21.886	24.810	312.6
16	14'14.217	27.502	26.528	22.860	25.438		28	1'32.399	20.920	24.909	21.881	24.689	312.1
17	1'33.632	21.106	25.212	22.227	25.087	314.4	29	1'32.406	20.837	24.930	21.868	24.771	311.9
18	1'33.027	20.953	24.895	22.175	25.004	314.6	30	1'46.532 P	25.629	27.307	23.563	30.033	312.3
19	1'34.652	22.447	25.110	22.168	24.927	314.9	31	20'10.299	23.172	26.431	22.626	25.366	
20	1'32.854	21.076	24.749	22.036	24.993	316.8	32	1'33.959	21.501	25.252	22.105	25.101	311.1
21	1'40.192 P	22.019	25.946	22.718	29.509	317.1	33	1'33.048	21.078	25.022	22.015	24.933	311.0
22	15'59.717	26.324	26.575	22.957	25.488		34	1'32.545	20.991	24.933	21.882	24.739	310.7
23	1'32.949	20.998	24.973	22.086	24.892	317.5	35	1'32.095	20.825	24.782	21.737	24.751	311.4
24	1'32.095	20.788	24.704	21.896	24.707	319.3	36	1'32.157	20.774	24.744	21.806	24.833	311.6
25	1'32.136	20.881	24.573	21.924	24.758	317.8	37	1'44.971 P	27.481	26.791	22.640	28.059	311.1
26	1'32.455	20.826	24.788	21.986	24.855	318.8	8th 9 Danilo PETRUCCI Ducati Team ITA						
27	1'32.298	20.873	24.659	21.978	24.788	315.3	Runs=6 Total laps=43 Full laps=31						
28	1'40.839 P	21.725	26.711	23.135	29.268	315.0	1	2:46'02.133	25.698	27.193	24.805	27.248	
29	18'57.585	24.433	26.196	22.640	25.233		2	1'34.371	21.742	25.406	22.256	24.967	318.5
30	1'33.023	20.976	25.066	22.051	24.930	313.6	3	1'34.466	22.234	25.114	22.149	24.969	318.5
31	1'32.449	20.837	24.807	21.954	24.851	315.2	4	1'32.861	21.219	24.845	21.923	24.874	317.9
32	1'32.085	20.732	24.708	21.832	24.813	316.5	5	1'33.213	21.416	24.931	21.954	24.912	317.1
33	1'32.141	20.826	24.679	21.897	24.739	315.6	6	1'32.986	21.384	24.880	21.914	24.808	316.8
34	1'43.879 P	24.825	26.045	22.773	30.236	314.3	7	1'33.030	21.260	24.905	21.991	24.874	317.4
35	18'58.277	23.590	26.142	22.773	25.303		8	1'37.789 P	21.154	25.422	22.873	28.340	315.2
36	1'32.973	20.979	25.046	22.091	24.857	312.9	9	17'24.363	23.862	26.831	22.718	25.228	
37	1'32.482	20.782	24.798	22.003	24.899	314.3	10	1'32.981	21.237	24.968	22.022	24.754	314.7
38	1'32.269	20.726	24.719	21.958	24.866	313.4	11	1'32.705	21.059	24.897	22.068	24.681	316.3
39	1'32.230	20.754	24.711	21.893	24.872	314.7	12	1'32.498	21.002	24.863	21.856	24.777	315.4
40	1'38.629 P	21.633	25.754	22.942	28.300	315.0	13	1'39.265 P	22.705	26.018	22.747	27.795	316.0
7th 41 Aleix ESPARGARO Aprilia Racing Team SPA							14	12'15.207	25.070	26.044	22.893	25.165	
Runs=6 Total laps=37 Full laps=25							15	1'32.952	21.110	24.992	22.010	24.840	315.6
1	2:56'00.726	22.882	27.701	23.382	25.851		16	1'34.085	21.810	25.216	22.176	24.883	316.8
2	1'36.201	22.106	26.013	22.631	25.451	310.7	17	1'32.721	21.085	24.898	21.991	24.747	316.6
3	1'34.692	21.538	25.567	22.313	25.274	310.9	18	1'32.882	20.989	24.942	22.092	24.859	318.1
4	1'34.289	21.485	25.340	22.183	25.281	313.1	19	1'32.729	21.040	24.896	22.050	24.743	316.6
5	1'33.454	21.284	25.135	21.986	25.049	311.6	20	1'32.642	21.045	24.769	21.963	24.865	317.8
6	1'33.108	21.222	25.031	21.959	24.896	310.7	21	1'40.926 P	22.171	26.671	22.977	29.107	316.2
7	1'45.637 P	25.526	26.813	23.279	30.019	311.3	22	12'12.259	24.181	26.349	22.430	25.199	
							23	1'32.954	21.095	25.039	22.099	24.721	316.5

Fastest Lap: Maverick VIÑALES Yamaha Factory Raci SPA **1'31.416** 20.732 24.560 21.756 24.368

These data/results cannot be reproduced, stored and/or transmitted in whole or in part by any manner of electronic, mechanical, photocopying, recording, broadcasting or otherwise now known or herein after developed without the previous express consent by the copyright owner, except for reproduction in daily press and regular printed publications on sale to the public within 60 days of the event related to those data/results and always provided that copyright symbol appears together as follows below.
© DORNA, 2019



Day 1 Session

MotoGP

Lap	Lap Time	T1	T2	T3	T4	Speed	Lap	Lap Time	T1	T2	T3	T4	Speed
24	1'32.181	20.881	24.863	21.861	24.576	318.7	34	1'32.700	20.884	24.853	22.123	24.840	315.6
25	1'32.100	20.906	24.709	21.832	24.653	317.8	35	1'41.004 P	22.757	26.293	22.822	29.132	312.4
26	1'40.857 P	22.015	26.421	23.185	29.236	318.1	10th 51 Michele PIRRO Ducati Team ITA						
27	1'43.188	25.821	26.183	22.505	25.057		Runs=5 Total laps=19 Full laps=11						
28	1'33.861	21.607	25.287	22.150	24.817	317.4	1	2:31'53.305	25.538	28.758	24.860	27.274	
29	1'32.443	21.034	24.880	21.849	24.680	317.1	2	1'38.478	23.405	26.469	22.908	25.696	314.7
30	1'32.229	20.856	24.850	21.835	24.688	316.9	3	1'34.941	21.802	25.453	22.436	25.250	310.2
31	1'32.494	20.917	24.849	21.894	24.834	317.2	4	1'33.347	21.179	24.974	22.155	25.039	316.6
32	1'32.345	20.962	24.819	21.845	24.719	315.7	5	1'41.652 P	21.659	25.466	23.095	31.432	316.9
33	1'37.081	25.338	25.024	21.992	24.727	315.9	6	2'24.208 P	36.753	27.018	23.706	30.301	
34	1'32.621	21.015	24.816	22.039	24.751	320.9	7	1:20'54.281	26.680	27.273	23.444	25.856	
35	1'36.446 P	21.232	24.913	22.178	28.123	310.4	8	1'34.505	21.452	25.411	22.458	25.184	316.3
36	43'08.434	23.564	25.748	22.240	24.955		9	1'33.351	21.211	24.990	22.123	25.027	316.2
37	1'32.521	20.901	24.921	21.977	24.722	316.9	10	1'33.133	21.242	24.857	22.115	24.919	316.8
38	1'32.393	20.991	24.761	21.881	24.760	317.4	11	1'33.134	21.089	24.917	22.222	24.906	318.5
39	1'32.470	21.115	24.845	21.827	24.683	317.1	12	1'32.978	21.045	24.844	22.111	24.978	317.5
40	1'32.197	20.882	24.794	21.808	24.713	316.8	13	1'44.759 P	22.982	27.382	23.930	30.465	316.9
41	1'32.188	20.849	24.758	21.872	24.709	316.5	14	2'27.254 P	38.234	27.500	24.450	31.983	
42	1'34.538	21.906	25.577	22.164	24.891	317.8	15	45'56.695	26.494	28.830	24.322	26.081	
43	1'41.749 P	21.354	26.794	23.862	29.739	317.4	16	1'34.860	21.593	25.757	22.521	24.989	316.0
9th 44 Pol ESPARGARO Red Bull KTM Factory SPA							11th 63 Francesco BAGNAI Alma Pramac Racing ITA						
Runs=5 Total laps=35 Full laps=25							Runs=5 Total laps=38 Full laps=28						
1	2:41'15.669	24.466	27.553	23.177	25.660		1	2:52'37.214 *	27.544	30.409	25.065	26.944 *	
2	1'35.691	21.623	25.908	22.739	25.421	314.4	2	1'40.171	22.923	27.025	23.830	26.393	291.6
3	1'34.920	21.849	25.317	22.494	25.260	317.5	3	1'38.842	22.373	26.371	23.728	26.370	292.3
4	1'34.019	21.398	25.298	22.367	24.956	317.5	4	1'37.008	21.902	26.007	23.213	25.886	309.3
5	1'33.443	21.175	25.124	22.166	24.978	317.5	5	1'37.008	22.194	25.854	23.081	25.879	315.2
6	1'35.274	22.806	25.209	22.179	25.080	317.1	6	1'35.912	21.433	25.739	22.966	25.774	318.1
7	1'32.966	21.074	24.910	22.046	24.936	317.5	7	1'42.482	25.702	27.549	23.353	25.878	316.3
8	1'44.482 P	24.673	26.912	23.515	29.382	316.8	8	1'35.722	21.563	25.600	23.012	25.547	316.2
9	40'21.200	22.349	28.867	24.881	27.827		9	1'47.156 P	23.901	27.282	24.350	31.623	318.7
10	1'36.586	22.006	25.841	23.022	25.717	313.4	10	20'04.728	29.582	28.449	23.526	25.957	
11	1'37.097	23.004	25.895	22.868	25.330	315.0	11	1'36.095	21.535	25.576	23.494	25.490	316.3
12	1'33.735	21.384	25.136	22.178	25.037	315.6	12	1'35.159	21.325	25.466	22.836	25.532	316.6
13	1'33.099	21.162	24.989	22.078	24.870	316.0	13	1'34.629	21.304	25.319	22.605	25.401	317.2
14	1'33.187	21.192	24.976	22.099	24.920	315.7	14	1'34.772	21.511	25.483	22.571	25.207	318.4
15	1'32.520	20.844	24.865	22.068	24.743	315.3	15	1'34.174	21.044	25.190	22.548	25.392	315.9
16	1'44.323 P	24.565	27.111	23.431	29.216	316.3	16	1'37.584	23.897	25.632	22.830	25.225	317.4
17	18'21.152	26.362	28.232	23.460	25.227		17	1'34.117	21.007	25.290	22.528	25.292	318.5
18	1'34.883	21.002	25.582	22.804	25.495	317.1	18	1'40.802 P	23.493	25.951	23.063	28.295	316.9
19	1'32.581	20.882	24.993	21.984	24.722	316.2	19	29'28.920	24.607	27.053	24.534	29.864	
20	1'34.167	20.835	26.125	22.346	24.861	318.2	20	1'35.290	21.672	25.584	22.750	25.284	316.0
21	1'41.141	20.881	30.974	24.086	25.200	317.5	21	1'33.837	20.978	25.231	22.471	25.157	320.8
22	1'35.393	20.883	26.526	22.553	25.431	318.8	22	1'35.670	22.406	25.474	22.641	25.149	319.4
23	1'32.179	20.812	24.811	21.910	24.646	316.2	23	1'33.971	21.141	25.284	22.411	25.135	321.4
24	1'41.869 P	22.706	27.335	23.139	28.689	316.9	24	1'38.689	23.657	26.747	22.834	25.451	321.4
25	27'14.053	21.435	26.498	23.047	25.619		25	1'34.041	21.082	25.280	22.460	25.219	320.5
26	1'36.161	21.073	25.134	23.706	26.248	314.3	26	1'41.879 P	24.079	25.880	22.859	29.061	315.0
27	1'33.170	21.023	25.125	22.181	24.841	317.5	27	28'40.673	25.407	26.910	23.439	25.709	
28	1'32.678	20.875	24.862	22.073	24.868	317.2	28	1'34.692	21.272	25.528	22.601	25.291	317.8
29	1'40.783 P	22.149	26.546	23.506	28.582	316.0	29	1'33.429	20.886	25.206	22.294	25.043	316.8
30	24'29.883	21.267	25.837	22.759	25.296								
31	1'33.615	21.128	25.190	22.274	25.023	315.2							
32	1'33.019	21.003	24.935	22.174	24.907	316.6							
33	1'38.097	23.678	26.417	22.635	25.367	316.8							

Fastest Lap: Maverick VIÑALES Yamaha Factory Raci SPA 1'31.416 20.732 24.560 21.756 24.368

These data/results cannot be reproduced, stored and/or transmitted in whole or in part by any manner of electronic, mechanical, photocopying, recording, broadcasting or otherwise now known or herein after developed without the previous express consent by the copyright owner, except for reproduction in daily press and regular printed publications on sale to the public within 60 days of the event related to those data/results and always provided that copyright symbol appears together as follows below.
© DORNA, 2019

Official MotoGP Timing by TISSOT
www.motogp.com

Cheste, Tuesday, November 20, 2018

Page 4 of 9



Day 1 Session

MotoGP

Lap	Lap Time	T1	T2	T3	T4	Speed	Lap	Lap Time	T1	T2	T3	T4	Speed
30	1'33.741	21.119	25.200	22.289	25.133	318.8	10	1'35.585	22.113	25.737	22.635	25.100	308.9
31	1'39.406 P	21.722	25.717	22.556	29.411	318.7	11	1'34.015	21.480	25.322	22.342	24.871	312.9
32	19'51.912	29.208	29.915	23.530	31.025		12	1'33.134	21.232	25.088	22.049	24.765	314.6
33	1'34.119	21.371	25.264	22.381	25.103	316.3	13	1'38.779	24.051	26.447	23.021	25.260	315.4
34	1'33.581	21.219	25.048	22.277	25.037	316.6	14	1'33.210	21.318	25.044	22.185	24.663	313.6
35	1'32.975	20.979	24.790	22.247	24.959	318.5	15	1'43.847 P	22.922	26.875	23.566	30.484	308.5
36	1'32.603	20.818	24.775	22.108	24.902	318.4	16	17'36.021	26.268	27.920	23.752	25.758	
37	1'32.396	20.697	24.885	21.927	24.887	320.0	17	1'34.323	21.460	25.434	22.366	25.063	320.3
38	1'46.655 P	24.477	26.740	24.312	31.126	311.0	18	1'34.760	22.311	25.469	22.199	24.781	313.9

12th 42 Alex RINS Team SUZUKI ECST SPA
Runs=6 Total laps=32 Full laps=21

1	3:21'48.280	27.450	27.509	23.460	25.753	
2	1'34.324	21.388	25.478	22.343	25.115	314.6
3	1'33.596	21.184	25.167	22.145	25.100	314.6
4	1'33.237	21.108	25.048	22.150	24.931	313.6
5	1'32.779	21.085	24.895	21.958	24.841	314.3
6	1'33.558	21.230	25.203	22.184	24.941	314.4
7	1'37.964 P	21.335	24.908	22.191	29.530	314.9
8	12'17.126	22.778	26.800	23.145	25.577	
9	1'33.780	21.393	25.170	22.297	24.920	310.7
10	1'33.188	21.160	25.032	22.038	24.958	311.3
11	1'32.994	21.037	24.951	22.127	24.879	313.4
12	1'34.032	21.056	25.427	22.322	25.227	313.1
13	1'33.063	20.935	25.008	22.089	25.031	311.9
14	1'41.894 P	23.869	26.084	22.907	29.034	312.7
15	14'45.556	22.966	27.187	23.647	25.825	
16	1'34.877	21.429	25.592	22.581	25.275	310.7
17	1'33.185	20.954	25.110	22.126	24.995	314.1
18	1'33.342	21.060	25.085	22.154	25.043	314.4
19	1'33.318	21.128	25.063	22.155	24.972	313.9
20	1'45.220 P	24.485	27.196	23.393	30.146	307.0
21	25'38.676 P	23.846	28.685	25.085	30.742	
22	2'11.967	32.671	26.157	22.687	25.339	
23	1'34.047	21.312	25.275	22.302	25.158	314.0
24	1'33.561	21.110	25.069	22.211	25.171	312.7
25	1'33.872	21.239	25.126	22.261	25.246	311.9
26	1'41.529 P	22.356	26.939	22.968	29.266	308.6
27	20'45.254	22.933	26.840	22.995	25.454	
28	1'33.182	21.016	25.119	22.116	24.931	311.7
29	1'32.435	20.830	24.849	21.959	24.797	311.7
30	1'32.402	20.777	24.807	21.927	24.891	312.6
31	1'32.462	20.831	24.834	21.961	24.836	312.0
32	1'42.836 P	22.162	26.538	23.325	30.811	308.9

13th 30 Takaaki NAKAGAMI LCR Honda IDEMITS JPN
Runs=4 Total laps=26 Full laps=18

1	3:23'03.542	26.523	33.484	25.557	27.216	
2	1'39.474	23.040	27.286	23.408	25.740	291.3
3	1'38.397	23.870	26.175	22.956	25.396	308.1
4	1'37.029	23.753	25.717	22.467	25.092	310.4
5	1'34.573	22.016	25.448	22.299	24.810	308.6
6	1'39.979	25.793	26.393	22.833	24.960	309.3
7	1'33.347	21.302	25.112	22.128	24.805	309.5
8	1'46.430 P	24.378	27.705	23.831	30.516	309.3
9	14'37.939	25.538	27.868	23.581	25.696	

14th 43 Jack MILLER Alma Pramac Racing AUS
Runs=4 Total laps=19 Full laps=11

1	3:00'24.223	22.628	27.949	23.764	26.127	
2	1'39.638 P	22.287	26.166	22.762	28.423	319.4
3	8'40.505	22.611	26.404	22.754	25.252	
4	1'34.498	21.494	25.469	22.455	25.080	318.5
5	1'34.084	21.255	25.333	22.442	25.054	319.6
6	1'33.524	21.224	25.259	22.158	24.883	319.6
7	1'33.340	21.104	25.172	22.144	24.920	320.0
8	1'41.715 P	21.175	26.917	23.536	30.087	319.3
9	16'47.994	24.713	26.409	22.547	25.034	
10	1'33.286	21.171	25.086	22.035	24.994	321.4
11	1'33.388	21.132	25.069	22.093	25.094	316.8
12	1'33.611	21.332	25.177	22.192	24.910	319.4
13	1'40.936 P	22.080	25.702	22.888	30.266	319.3
14	9'01.962	24.010	26.065	22.366	25.034	
15	1'41.975	21.330	24.902	29.605	26.138	320.5
16	1'33.414	21.487	25.116	21.969	24.842	319.9
17	1'33.090	21.278	25.004	21.996	24.812	320.8
18	1'32.555	21.082	24.878	21.887	24.708	321.1
19	1'49.424 P	21.304	30.273	26.911	30.936	321.2

15th 36 Joan MIR Team SUZUKI ECST SPA
Runs=7 Total laps=59 Full laps=45

1	2:43'14.628	26.347	28.723	24.387	26.278	
2	1'38.604	22.829	26.418	23.479	25.878	309.9
3	1'37.604	22.394	26.055	23.278	25.877	313.0
4	1'36.993	22.222	25.915	23.138	25.718	309.9
5	1'35.963	21.885	25.728	22.837	25.513	310.3
6	1'46.299	21.651	25.884	31.515	27.249	311.1
7	1'36.433	21.870	25.947	22.891	25.725	311.1
8	1'35.812	21.663	25.709	22.750	25.690	311.3
9	1'36.072	21.573	25.731	23.221	25.547	311.7
10	1'35.144	21.532	25.520	22.666	25.426	312.7
11	1'44.406 P	25.439	26.567	23.374	29.026	312.4
12	12'06.227	23.479	26.444	23.126	25.614	
13	1'35.329	21.616	25.618	22.673	25.422	310.6
14	1'34.865	21.462	25.454	22.609	25.340	311.0

Fastest Lap: Maverick VIÑALES Yamaha Factory Raci SPA **1'31.416** 20.732 24.560 21.756 24.368

These data/results cannot be reproduced, stored and/or transmitted in whole or in part by any manner of electronic, mechanical, photocopying, recording, broadcasting or otherwise now known or herein after developed without the previous express consent by the copyright owner, except for reproduction in daily press and regular printed publications on sale to the public within 60 days of the event related to those data/results and always provided that copyright symbol appears together as follows below.
© DORNA, 2019

Official MotoGP Timing by TISSOT
www.motogp.com

Cheste, Tuesday, November 20, 2018

Page 5 of 9



Day 1 Session

MotoGP

Lap	Lap Time	T1	T2	T3	T4	Speed	Lap	Lap Time	T1	T2	T3	T4	Speed
15	1'36.175	21.607	25.538	23.403	25.627	312.1	9	1'35.036	21.689	25.590	22.499	25.258	318.2
16	1'36.033	22.361	25.465	22.762	25.445	315.2	10	1'34.207	21.451	25.368	22.350	25.038	319.3
17	1'35.067	21.584	25.492	22.599	25.392	313.0	11	1'43.439 P	22.291	28.229	23.735	29.184	319.4
18	1'34.473	21.255	25.337	22.540	25.341	315.3	12	15'32.065	21.536	26.670	23.041	25.426	
19	1'34.658	21.357	25.334	22.596	25.371	312.0	13	1'35.925	21.944	25.924	22.739	25.318	316.3
20	1'34.172	21.187	25.316	22.437	25.232	313.6	14	1'35.066	21.640	25.753	22.533	25.140	319.1
21	1'43.972 P	22.177	27.158	24.104	30.533	315.2	15	1'34.424	21.425	25.352	22.461	25.186	319.1
22	10'10.189	25.078	26.714	23.081	25.496		16	1'34.995	21.705	25.540	22.577	25.173	320.0
23	1'34.505	21.263	25.458	22.551	25.233	312.6	17	1'34.289	21.384	25.389	22.397	25.119	319.0
24	1'34.768	21.480	25.533	22.478	25.277	312.9	18	1'34.621	21.470	25.443	22.484	25.224	315.9
25	1'34.306	21.310	25.330	22.479	25.187	311.1	19	1'34.370	21.492	25.375	22.372	25.131	317.9
26	1'36.189	21.750	26.220	22.786	25.433	312.9	20	1'34.138	21.386	25.258	22.329	25.165	320.5
27	1'34.486	21.412	25.394	22.466	25.214	310.9	21	1'41.835 P	23.600	26.082	23.310	28.843	316.5
28	1'39.540 P	21.217	25.433	22.506	30.384	312.0	22	22'31.932	21.239	26.439	22.947	25.346	
29	11'10.862	23.582	26.928	22.681	25.360		23	1'34.620	21.438	25.439	22.572	25.171	315.4
30	1'33.550	21.028	25.187	22.280	25.055	312.9	24	1'33.863	21.364	25.264	22.307	24.928	316.3
31	1'33.616	21.050	25.127	22.331	25.108	314.3	25	1'33.470	21.124	25.262	22.193	24.891	318.1
32	1'34.160	21.085	25.235	22.640	25.200	313.4	26	1'33.383	21.153	25.154	22.100	24.976	317.8
33	1'42.819	21.097	33.469	23.063	25.190	314.0	27	1'33.424	21.136	25.148	22.158	24.982	317.8
34	1'34.181	21.148	25.151	22.619	25.263	314.6	28	1'32.834	21.010	25.021	22.077	24.726	318.8
35	1'33.824	20.991	25.146	22.465	25.222	316.6	29	1'34.318	21.190	25.382	22.532	25.214	319.3
36	1'33.549	20.966	25.068	22.310	25.205	314.4	30	1'43.815 P	23.994	27.255	23.568	28.998	319.1
37	1'33.672	21.026	25.169	22.316	25.161	313.7	31	38'45.837	21.530	26.705	23.109	25.640	
38	1'33.530	20.956	25.194	22.255	25.125	315.4	32	1'35.074	21.480	25.711	22.680	25.203	315.7
39	1'42.502 P	21.856	27.131	23.727	29.788	314.6	33	1'33.907	21.185	25.340	22.378	25.004	317.5
40	17'31.507	24.028	27.023	22.853	25.386		34	1'33.816	21.161	25.189	22.255	25.211	319.0
41	1'33.953	21.315	25.228	22.291	25.119	310.2	35	1'34.259	21.521	25.434	22.235	25.069	315.2
42	1'33.628	20.994	25.125	22.304	25.205	312.9	36	1'44.904 P	23.516	27.393	23.477	30.518	317.1
43	1'33.456	21.008	25.006	22.348	25.094	313.1							
44	1'33.971	20.986	25.171	22.447	25.367	313.6							
45	1'37.091	23.744	25.542	22.613	25.192	312.7							
46	1'33.807	21.100	25.115	22.374	25.218	314.6							
47	1'41.658	27.710	25.951	22.651	25.346	313.7							
48	1'34.239	21.215	25.339	22.381	25.304	313.4							
49	1'33.958	21.125	25.157	22.385	25.291	314.1							
50	1'40.014 P	21.358	26.319	23.363	28.974	315.2							
51	11'32.341	22.885	26.215	22.609	25.134								
52	1'32.934	20.824	24.952	22.226	24.932	313.6							
53	1'32.869	20.891	24.941	22.160	24.877	313.0							
54	1'45.375 P	20.969	31.983	24.000	28.423	314.7							
55	5'37.989	23.114	25.848	22.557	25.174								
56	1'32.979	20.875	25.018	22.192	24.894	311.3							
57	1'32.787	20.809	24.945	22.145	24.888	313.3							
58	1'33.029	20.963	25.001	22.162	24.903	315.3							
59	1'48.815 P	29.322	26.729	23.331	29.433	315.9							

17th 5 **Johann ZARCO** Red Bull KTM Factory FRA
 Runs=5 Total laps=36 Full laps=26

1	1:41'32.656	24.726	29.431	25.467	27.707	
2	1'40.822	22.953	27.119	24.108	26.642	296.4
3	1'48.222 P	22.663	27.515	25.290	32.754	298.8
4	31'35.161	25.229	29.453	24.791	27.219	
5	1'37.761	22.115	26.377	23.290	25.979	307.5
6	1'35.985	21.788	25.756	22.860	25.581	312.6
7	1'35.570	21.553	25.674	22.685	25.658	311.4
8	1'35.313	21.410	25.707	22.709	25.487	312.4
9	1'34.860	21.515	25.435	22.573	25.337	312.6
10	1'34.547	21.410	25.303	22.554	25.280	312.3
11	1'34.672	21.448	25.413	22.540	25.271	312.1
12	1'44.777 P	23.357	27.339	24.326	29.755	310.2
13	52'12.184	25.371	26.957	23.458	25.486	
14	1'34.634	21.428	25.453	22.653	25.100	313.7
15	1'35.609	22.561	25.269	22.407	25.372	315.2
16	1'34.393	21.446	25.303	22.397	25.247	314.6
17	1'34.272	21.393	25.256	22.457	25.166	314.7
18	1'33.780	21.374	25.088	22.269	25.049	314.0
19	1'33.790	21.408	25.013	22.348	25.021	313.9
20	1'46.050 P	25.782	26.563	23.432	30.273	309.9
21	29'03.291	24.036	26.435	23.005	25.470	
22	1'34.308	21.468	25.415	22.421	25.004	314.7
23	1'33.903	21.218	25.225	22.360	25.100	314.3
24	1'33.578	21.253	25.089	22.173	25.063	316.8
25	1'33.698	21.336	25.048	22.303	25.011	316.0

16th 53 **Tito RABAT** Reale Avintia Racing SPA
 Runs=5 Total laps=36 Full laps=26

1	3:00'08.305	23.233	27.698	24.391	26.722	
2	1'42.567 P	22.929	27.071	23.626	28.941	292.0
3	16'17.314	22.590	29.133	23.504	25.840	
4	1'37.631	22.294	26.529	23.117	25.691	311.9
5	1'36.741	22.380	25.995	23.002	25.364	314.6
6	1'35.917	21.834	25.796	22.814	25.473	317.5
7	1'35.568	21.889	25.721	22.660	25.298	317.9
8	1'35.364	21.636	25.703	22.709	25.316	319.6

Fastest Lap: Maverick VIÑALES Yamaha Factory Raci SPA **1'31.416** 20.732 24.560 21.756 24.368

These data/results cannot be reproduced, stored and/or transmitted in whole or in part by any manner of electronic, mechanical, photocopying, recording, broadcasting or otherwise now known or herein after developed without the previous express consent by the copyright owner, except for reproduction in daily press and regular printed publications on sale to the public within 60 days of the event related to those data/results and always provided that copyright symbol appears together as follows below.
 © DORNA, 2019



Day 1 Session

MotoGP

Lap	Lap Time	T1	T2	T3	T4	Speed	Lap	Lap Time	T1	T2	T3	T4	Speed
26	1'34.110	21.251	25.037	22.461	25.361	316.9	10	1'35.114	21.736	25.696	22.491	25.191	308.2
27	1'34.573	21.508	25.265	22.782	25.018	304.8	11	1'33.798	21.204	25.295	22.251	25.048	310.2
28	1'33.669	21.269	25.093	22.297	25.010	316.8	12	1'33.534	21.143	25.097	22.189	25.105	312.1
29	1'43.037 P	23.776	26.510	23.165	29.586	300.7	13	1'42.902	24.106	26.776	26.016	26.004	311.4
30	29'10.001	24.798	26.328	22.998	25.234		14	1'33.291	21.277	24.986	22.190	24.838	310.6
31	1'33.198	21.221	24.979	22.138	24.860	315.0	15	1'41.714 P	22.730	27.033	22.951	29.000	314.1
32	1'32.835	20.962	24.931	22.014	24.928	315.3							
33	1'34.823	21.289	25.873	22.501	25.160	314.7							
34	1'33.184	21.060	25.030	22.084	25.010	315.2							
35	1'32.913	20.995	24.901	22.115	24.902	313.0							
36	1'42.679 P	22.649	26.638	23.485	29.907	310.9							

18th 99 Jorge LORENZO Repsol Honda Team SPA
Runs=7 Total laps=30 Full laps=17

1	2:58'39.161	27.533	29.086	24.847	27.239	
2	1'40.886	23.357	27.233	23.801	26.495	280.6
3	1'38.398	22.639	26.398	23.426	25.935	289.9
4	1'37.390	22.274	26.192	23.020	25.904	308.3
5	1'36.819	22.183	25.924	22.921	25.791	309.2
6	1'36.279	22.038	25.803	22.822	25.616	310.3
7	1'35.717	21.833	25.620	22.734	25.530	310.0
8	1'43.651 P	23.203	27.243	23.454	29.751	303.3
9	43'30.703 P	23.481	27.466	23.289	30.775	
10	8'40.990	22.662	26.531	23.144	25.647	
11	1'35.701	21.882	25.639	22.724	25.456	308.3
12	1'35.022	21.514	25.583	22.653	25.272	315.2
13	1'34.849	21.560	25.484	22.572	25.233	313.4
14	1'34.668	21.492	25.448	22.566	25.162	310.9
15	1'42.154 P	21.396	28.104	23.911	28.743	314.0
16	16'28.973	23.232	26.486	22.836	25.532	
17	1'34.864	21.636	25.624	22.388	25.216	301.8
18	1'34.278	21.493	25.226	22.296	25.263	307.1
19	1'39.936 P	21.995	26.624	22.852	28.465	311.9
20	11'26.023	22.641	26.303	22.605	25.229	
21	1'34.057	21.284	25.244	22.375	25.154	311.6
22	1'59.434 P	22.289	25.261	22.309	49.575	313.7
23	9'09.562	22.090	26.070	22.471	25.337	
24	1'33.741	21.334	25.138	22.236	25.033	312.6
25	1'33.377	21.188	25.094	22.147	24.948	314.1
26	1'38.869 P	21.170	24.964	23.427	29.308	311.7
27	17'51.243	22.273	26.024	22.562	25.068	
28	1'32.959	21.026	24.997	22.051	24.885	311.9
29	1'33.544	21.196	25.074	22.154	25.120	313.9
30	1'43.266 P	21.135	26.743	24.313	31.075	314.7

19th 29 Andrea IANNONE Aprilia Racing Team ITA
Runs=2 Total laps=15 Full laps=11

1	3:14'44.030	29.008	31.085	25.677	27.348	
2	1'39.658	22.918	26.928	23.664	26.148	305.9
3	1'36.693	22.147	26.229	22.937	25.380	314.6
4	1'35.369	21.544	25.580	22.768	25.477	312.4
5	1'34.425	21.435	25.436	22.360	25.194	312.3
6	1'33.705	21.489	25.189	22.101	24.926	308.1
7	1'45.544 P	24.336	26.998	23.751	30.459	312.0
8	1:08'16.823	29.079	28.275	23.664	25.987	
9	1'35.387	21.833	25.680	22.548	25.326	310.2

20th 17 Karel ABRAHAM Reale Avintia Racing CZE
Runs=6 Total laps=35 Full laps=24

1	2:56'21.535	27.992	29.575	24.925	27.064	
2	1'42.554	23.890	27.844	24.186	26.634	289.4
3	1'39.532	22.722	26.872	23.682	26.256	299.2
4	1'38.369	22.560	26.421	23.405	25.983	302.7
5	1'37.198	22.332	26.097	23.034	25.735	308.2
6	1'42.844 P	22.722	26.719	23.531	29.872	303.7
7	14'10.050	25.968	27.902	24.011	26.064	
8	1'36.735	22.114	26.175	23.032	25.414	309.9
9	1'37.250	21.857	25.977	23.777	25.639	312.4
10	1'35.702	21.903	25.707	22.803	25.289	313.4
11	1'35.693	21.852	25.797	22.753	25.291	315.6
12	1'42.559 P	23.735	26.730	23.101	28.993	312.9
13	29'09.060	25.377	27.058	23.411	25.718	
14	1'35.479	21.863	25.671	22.656	25.289	303.1
15	1'36.097	21.590	26.328	22.953	25.226	315.6
16	1'34.626	21.514	25.428	22.517	25.167	314.0
17	1'35.606	22.365	25.505	22.505	25.231	313.9
18	1'34.289	21.387	25.477	22.406	25.019	316.8
19	1'40.046 P	21.716	26.241	23.041	29.048	315.9
20	18'40.693	25.915	27.416	23.673	25.625	
21	1'35.518	21.626	25.854	22.853	25.185	312.9
22	1'35.104	21.701	25.738	22.587	25.078	312.7
23	1'37.660	21.350	25.574	25.015	25.721	313.0
24	1'34.413	21.454	25.461	22.355	25.143	313.1
25	1'33.969	21.410	25.305	22.242	25.012	313.7
26	1'41.221 P	22.863	26.633	22.982	28.743	313.6
27	23'39.561	25.368	27.467	23.363	25.593	
28	1'35.229	21.551	25.913	22.565	25.200	314.4
29	1'34.234	21.328	25.631	22.230	25.045	314.1
30	1'34.120	21.314	25.311	22.423	25.072	314.6
31	1'36.307	22.682	25.711	22.546	25.368	314.9
32	1'33.301	21.200	25.111	22.139	24.851	316.2
33	1'35.209	21.913	25.687	22.546	25.063	316.0
34	1'38.459 P	21.098	25.601	22.887	28.873	316.5
35	14'19.443 P	24.073	27.694	22.804	29.808	

21st 38 Bradley SMITH Aprilia Racing Test Team GBR
Runs=3 Total laps=17 Full laps=11

1	3:46'16.789	26.762	29.999	25.698	28.165	
2	1'44.619 P	23.184	27.107	24.282	30.046	279.4
3	14'32.840	23.272	29.379	24.212	26.456	
4	1'38.883	22.418	26.702	23.480	26.283	303.7
5	1'37.118	21.874	26.201	23.157	25.886	305.7
6	1'36.329	21.844	25.925	22.928	25.632	305.0
7	1'35.355	21.630	25.768	22.545	25.412	309.9
8	1'34.709	21.328	25.531	22.491	25.359	316.8
9	1'45.364 P	23.498	27.643	23.889	30.334	295.7

Fastest Lap: Maverick VIÑALES Yamaha Factory Racing SPA 1'31.416 20.732 24.560 21.756 24.368

These data/results cannot be reproduced, stored and/or transmitted in whole or in part by any manner of electronic, mechanical, photocopying, recording, broadcasting or otherwise now known or herein after developed without the previous express consent by the copyright owner, except for reproduction in daily press and regular printed publications on sale to the public within 60 days of the event related to those data/results and always provided that copyright symbol appears together as follows below.
© DORNA, 2019



Day 1 Session

MotoGP

Lap	Lap Time	T1	T2	T3	T4	Speed	Lap	Lap Time	T1	T2	T3	T4	Speed
10	41'55.495	28.753	27.374	23.607	26.178		13	1'35.847	21.679	25.819	22.863	25.486	316.5
11	1'36.186	21.835	26.049	22.729	25.573	307.9	14	1'35.757	21.514	25.774	22.880	25.589	314.9
12	1'35.320	21.404	25.683	22.636	25.597	317.6	15	1'35.922	21.724	25.768	22.861	25.569	314.4
13	1'34.391	21.247	25.334	22.448	25.362	315.3	16	1'35.597	21.618	25.681	22.743	25.555	313.4
14	1'40.106	25.270	26.621	22.730	25.485	317.1	17	1'35.130	21.472	25.591	22.739	25.328	314.7
15	1'34.745	21.305	25.301	22.791	25.348	311.9	18	1'45.048 P	23.861	27.108	23.292	30.787	314.1
16	1'33.709	21.085	25.226	22.232	25.166	319.4	19	18'30.496	26.508	26.876	23.315	25.680	
17	1'45.753 P	24.959	26.705	23.630	30.459	314.6	20	1'35.934	21.683	25.844	22.830	25.577	317.1

22nd 94 Jonas FOLGER Yamaha Test Team GER

Runs=5 Total laps=30 Full laps=20

1	2:55'06.366	27.218	29.836	25.022	27.787	
2	1'40.587	23.144	27.392	23.683	26.368	295.8
3	1'42.877 P	22.524	26.703	23.396	30.254	309.7
4	19'32.222	27.583	27.715	23.600	25.968	
5	1'37.969	22.155	26.545	23.257	26.012	312.0
6	1'37.063	21.940	26.521	23.018	25.584	311.0
7	1'36.041	21.664	26.015	22.755	25.607	312.3
8	1'36.084	21.671	25.854	22.805	25.754	310.9
9	1'35.819	21.673	25.749	22.715	25.682	313.4
10	1'35.144	21.534	25.621	22.599	25.390	312.0
11	1'35.076	21.578	25.515	22.551	25.432	312.4
12	1'49.516 P	26.364	27.041	25.777	30.334	313.9
13	36'55.814	26.364	27.432	23.781	26.092	
14	1'36.977	21.912	26.265	23.121	25.679	312.0
15	1'35.052	21.336	25.681	22.743	25.292	313.6
16	1'34.997	21.297	25.639	22.613	25.448	314.7
17	1'37.626	21.491	27.268	23.169	25.698	315.2
18	1'40.757	25.507	26.652	22.995	25.603	313.4
19	1'35.455	21.520	25.723	22.817	25.395	316.6
20	1'33.944	21.210	25.387	22.259	25.088	316.2
21	1'42.999 P	23.155	25.967	24.535	29.342	315.7
22	35'20.940	24.446	27.020	23.182	25.749	
23	1'34.734	21.194	25.591	22.675	25.274	312.6
24	1'34.604	21.246	25.554	22.536	25.268	312.0
25	1'34.661	21.377	25.500	22.528	25.256	313.1
26	1'36.671	22.663	25.576	22.950	25.482	313.6
27	1'33.810	21.054	25.215	22.445	25.096	311.7
28	1'42.997 P	25.136	26.575	23.026	28.260	311.6
29	14'13.899	22.346	26.439	22.743	25.294	
30	1'49.178 P	21.631	27.099	25.651	34.797	311.1

23rd 20 Fabio QUARTARAR Petronas Yamaha SR FRA

Runs=5 Total laps=38 Full laps=28

1	3:06'24.680	28.873	29.934	25.624	27.954	
2	1'41.854	23.689	27.571	24.045	26.549	275.3
3	1'43.700	26.911	26.941	23.660	26.188	299.7
4	1'38.737	22.624	26.517	23.493	26.103	304.0
5	1'37.925	22.326	26.343	23.311	25.945	304.8
6	1'37.223	22.086	26.071	23.128	25.938	311.1
7	1'36.906	22.075	26.057	23.124	25.650	308.9
8	1'45.422 P	23.275	28.437	23.609	30.101	314.9
9	12'13.994	25.089	28.049	23.433	26.034	
10	1'37.682	22.452	26.183	23.062	25.985	311.3
11	1'36.578	21.832	26.009	22.999	25.738	312.4
12	1'36.154	21.798	25.894	22.903	25.559	315.9

24th 55 Hafizh SYAHRIN KTM Tech 3 Racing MAL

Runs=3 Total laps=20 Full laps=14

1	3:25'51.560	36.754	33.865	26.937	29.223	
2	1'41.771	23.644	27.678	23.913	26.536	282.5
3	1'38.803	22.424	26.648	23.437	26.294	303.1
4	1'37.771	22.111	26.485	23.161	26.014	308.3
5	1'36.629	21.967	26.075	22.858	25.729	310.3
6	1'35.565	21.671	25.798	22.606	25.490	311.7
7	1'49.856 P	25.290	27.834	24.735	31.997	312.6
8	38'36.567	30.550	29.188	23.854	26.189	
9	1'36.241	21.819	26.001	22.845	25.576	312.4
10	1'35.260	21.723	25.639	22.435	25.463	311.4
11	1'34.645	21.468	25.485	22.358	25.334	313.1
12	1'34.493	21.439	25.464	22.366	25.224	312.7
13	1'34.260	21.401	25.296	22.351	25.212	312.0
14	1'55.401 P	26.905	29.876	25.083	33.537	298.8
15	47'10.926	28.930	28.522	24.650	26.627	
16	1'36.142	21.820	26.047	22.697	25.578	307.2
17	1'34.915	21.640	25.634	22.427	25.214	310.7
18	1'34.350	21.392	25.509	22.266	25.183	310.0
19	1'34.233	21.328	25.429	22.270	25.206	310.4
20	1'46.984 P	21.443	29.784	24.911	30.846	310.3

25th 88 Miguel OLIVEIRA KTM Tech 3 Racing POR

Runs=4 Total laps=33 Full laps=25

1	3:22'25.244	27.410	28.635	24.766	27.158	
2	1'40.547	23.037	27.112	23.969	26.429	284.8
3	1'39.618	22.398	26.970	23.893	26.357	299.7
4	1'38.248	22.053	26.475	23.683	26.037	306.3

Fastest Lap: Maverick VIÑALES Yamaha Factory Raci SPA **1'31.416** 20.732 24.560 21.756 24.368

These data/results cannot be reproduced, stored and/or transmitted in whole or in part by any manner of electronic, mechanical, photocopying, recording, broadcasting or otherwise now known or herein after developed without the previous express consent by the copyright owner, except for reproduction in daily press and regular printed publications on sale to the public within 60 days of the event related to those data/results and always provided that copyright symbol appears together as follows below.
© DORNA, 2019



Day 1 Session

MotoGP

Lap	Lap Time	T1	T2	T3	T4	Speed	Lap	Lap Time	T1	T2	T3	T4	Speed
5	1'40.482	24.109	26.999	23.406	25.968	310.6							
6	1'37.189	21.988	26.209	23.189	25.803	309.0							
7	1'36.712	21.972	25.983	22.989	25.768	307.0							
8	1'45.573 P	24.434	26.997	23.809	30.333	292.6							
9	18'56.854	28.280	26.822	23.731	26.066								
10	1'36.337	21.871	26.088	22.907	25.471	309.9							
11	1'35.915	21.739	25.938	22.738	25.500	311.1							
12	1'35.469	21.602	25.754	22.649	25.464	312.1							
13	1'36.309	21.716	26.082	22.911	25.600	314.1							
14	1'35.559	21.583	25.719	22.735	25.522	314.3							
15	1'43.918 P	21.740	27.578	24.441	30.159	312.9							
16	17'48.626	24.639	26.633	23.485	25.822								
17	1'35.672	21.547	25.944	22.703	25.478	311.7							
18	1'35.577	21.633	25.793	22.642	25.509	312.3							
19	1'35.268	21.452	25.698	22.690	25.428	311.9							
20	1'35.724	21.554	25.909	22.845	25.416	310.3							
21	1'35.118	21.353	25.692	22.698	25.375	311.3							
22	1'44.598 P	23.921	26.719	24.257	29.701	311.3							
23	32'07.213	26.999	26.657	23.196	25.930								
24	1'35.959	21.668	25.940	22.721	25.630	309.3							
25	1'35.349	21.504	25.755	22.588	25.502	309.9							
26	1'36.182	21.580	26.085	22.889	25.628	310.4							
27	1'35.412	21.619	25.705	22.638	25.450	310.2							
28	1'36.350	21.437	26.076	23.299	25.538	309.5							
29	1'38.372	23.075	26.777	22.838	25.682	311.1							
30	1'35.290	21.531	25.731	22.632	25.396	310.3							
31	1'37.257	22.333	26.400	22.794	25.730	293.1							
32	1'35.329	21.452	25.804	22.654	25.419	309.2							
33	1'43.673 P	24.841	26.675	23.129	29.028	279.0							

Fastest Lap: Maverick VIÑALES Yamaha Factory Raci SPA **1'31.416** 20.732 24.560 21.756 24.368

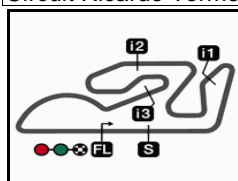
These data/results cannot be reproduced, stored and/or transmitted in whole or in part by any manner of electronic, mechanical, photocopying, recording, broadcasting or otherwise now known or herein after developed without the previous express consent by the copyright owner, except for reproduction in daily press and regular printed publications on sale to the public within 60 days of the event related to those data/results and always provided that copyright symbol appears together as follows below.
© DORNA, 2019

Official MotoGP Timing by **TISSOT**
www.motogp.com

Cheste, Tuesday, November 20, 2018

Page 9 of 9





4005 m.

MotoGP Test, Valencia

Day 1 Session

Best Partial Times

MotoGP™

IT Ideal Lap Time, sum of the best partial times


BT Best Lap Time

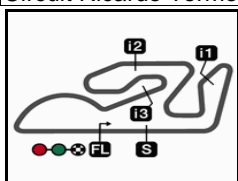
T1		T2		T3		T4				IT	BT	
Pos	Rider	Time	Rider	Time	Rider	Time	Rider	Time	Pos	Rider	IT	BT
1	M.MARQUEZ	20.605	M.VIÑALES	24.560	M.MARQUEZ	21.681	M.VIÑALES	24.314	1	M.VIÑALES	1'31.276	1'31.416 (1)
2	M.VIÑALES	20.646	F.MORBIDELLI	24.573	V.ROSSI	21.700	V.ROSSI	24.572	2	M.MARQUEZ	1'31.578	1'31.718 (2)
3	F.BAGNAIA	20.697	A.DOVIZIOSO	24.614	A.ESPARGARO	21.737	D.PETRUCCI	24.576	3	V.ROSSI	1'31.668	1'31.845 (3)
4	A.DOVIZIOSO	20.722	V.ROSSI	24.655	A.DOVIZIOSO	21.746	M.MARQUEZ	24.621	4	A.DOVIZIOSO	1'31.752	1'31.846 (4)
5	F.MORBIDELLI	20.726	M.MARQUEZ	24.671	M.VIÑALES	21.756	P.ESPARGARO	24.646	5	F.MORBIDELLI	1'31.838	1'32.085 (6)
6	V.ROSSI	20.741	D.PETRUCCI	24.709	S.BRADL	21.776	T.NAKAGAMI	24.663	6	D.PETRUCCI	1'31.942	1'32.100 (8)
7	S.BRADL	20.764	S.BRADL	24.740	D.PETRUCCI	21.808	A.DOVIZIOSO	24.670	7	A.ESPARGAR	1'31.944	1'32.095 (7)
8	A.ESPARGARO	20.774	A.ESPARGARO	24.744	M.PIRRO	21.822	A.ESPARGARO	24.689	8	S.BRADL	1'31.993	1'32.015 (5)
9	A.RINS	20.777	M.PIRRO	24.759	F.MORBIDELLI	21.832	F.MORBIDELLI	24.707	9	M.PIRRO	1'32.121	1'32.220 (10)
10	M.PIRRO	20.778	F.BAGNAIA	24.775	J.MILLER	21.887	J.MILLER	24.708	10	P.ESPARGAR	1'32.179	1'32.179 (9)
11	J.MIR	20.809	T.NAKAGAMI	24.777	P.ESPARGARO	21.910	S.BRADL	24.713	11	F.BAGNAIA	1'32.286	1'32.396 (11)
12	P.ESPARGARO	20.812	A.RINS	24.807	A.RINS	21.927	T.RABAT	24.726	12	A.RINS	1'32.308	1'32.402 (12)
13	D.PETRUCCI	20.849	P.ESPARGARO	24.811	F.BAGNAIA	21.927	M.PIRRO	24.762	13	T.NAKAGAMI	1'32.382	1'32.539 (13)
14	T.NAKAGAMI	20.933	J.MILLER	24.878	T.NAKAGAMI	22.009	A.RINS	24.797	14	J.MILLER	1'32.555	1'32.555 (14)
15	J.ZARCO	20.962	J.ZARCO	24.901	J.ZARCO	22.014	A.IANNONE	24.838	15	J.ZARCO	1'32.737	1'32.835 (17)
16	T.RABAT	21.010	J.MIR	24.941	J.LORENZO	22.051	K.ABRAHAM	24.851	16	J.MIR	1'32.772	1'32.787 (15)
17	J.LORENZO	21.026	J.LORENZO	24.964	T.RABAT	22.077	J.ZARCO	24.860	17	T.RABAT	1'32.834	1'32.834 (16)
18	J.FOLGER	21.054	A.IANNONE	24.986	A.IANNONE	22.101	J.MIR	24.877	18	J.LORENZO	1'32.926	1'32.959 (18)
19	J.MILLER	21.082	T.RABAT	25.021	K.ABRAHAM	22.139	J.LORENZO	24.885	19	A.IANNONE	1'33.068	1'33.291 (19)
20	B.SMITH	21.085	K.ABRAHAM	25.111	J.MIR	22.145	F.BAGNAIA	24.887	20	K.ABRAHAM	1'33.199	1'33.301 (20)
21	K.ABRAHAM	21.098	F.QUARTARARO	25.159	B.SMITH	22.232	F.QUARTARARO	25.088	21	J.FOLGER	1'33.616	1'33.810 (22)
22	F.QUARTARARO	21.120	J.FOLGER	25.215	J.FOLGER	22.259	J.FOLGER	25.088	22	B.SMITH	1'33.709	1'33.709 (21)
23	A.IANNONE	21.143	B.SMITH	25.226	H.SYHRIN	22.266	B.SMITH	25.166	23	F.QUARTARAR	1'33.774	1'33.850 (23)
24	H.SYHRIN	21.328	H.SYHRIN	25.296	F.QUARTARARO	22.407	H.SYHRIN	25.183	24	H.SYHRIN	1'34.073	1'34.233 (24)

These data/results cannot be reproduced, stored and/or transmitted in whole or in part by any manner of electronic, mechanical, photocopying, recording, broadcasting or otherwise now known or herein after developed without the previous express consent by the copyright owner, except for reproduction in daily press and regular printed publications on sale to the public within 60 days of the event related to those data/results and always provided that copyright symbol appears together as follows below.
© DORNA, 2019



Circuit Ricardo Tormo

Results and timing service provided by  **TISSOT**



4005 m.

MotoGP Test, Valencia

Day 1 Session

Best Partial Times

MotoGP™

IT Ideal Lap Time, sum of the best partial times

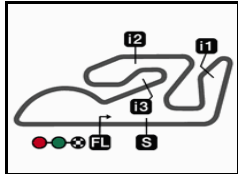
BT Best Lap Time

		<i>T1</i>		<i>T2</i>		<i>T3</i>		<i>T4</i>				
<i>Pos</i>	<i>Rider</i>	<i>Time</i>	<i>Rider</i>	<i>Time</i>	<i>Rider</i>	<i>Time</i>	<i>Rider</i>	<i>Time</i>	<i>Pos</i>	<i>Rider</i>	<i>IT</i>	<i>BT</i>
25	M.OLIVEIRA	21.353	M.OLIVEIRA	25.692	M.OLIVEIRA	22.588	M.OLIVEIRA	25.375	25	M.OLIVEIRA	1'35.008	1'35.118 (25)

These data/results cannot be reproduced, stored and/or transmitted in whole or in part by any manner of electronic, mechanical, photocopying, recording, broadcasting or otherwise now known or herein after developed without the previous express consent by the copyright owner, except for reproduction in daily press and regular printed publications on sale to the public within 60 days of the event related to those data/results and always provided that copyright symbol appears together as follows below.
© DORNA, 2019

Official MotoGP Timing by **TISSOT**
www.motogp.com





4005 m.

MotoGP Test, Valencia

Day 1 Session

Fastest Laps Sequence

<i>Practice Time</i>	 <i>Rider</i>	<i>Nation</i>	<i>Motorcycle</i>	<i>Time</i>	<i>Km/h</i>	<i>Rider's Lap</i>
1:43'13.478	5 Johann ZARCO	FRA	KTM	1'40.822	143.0	2
2:18'14.622	5 Johann ZARCO	FRA	KTM	1'37.761	147.4	5
2:19'50.607	5 Johann ZARCO	FRA	KTM	1'35.985	150.2	6
2:21'26.177	5 Johann ZARCO	FRA	KTM	1'35.570	150.8	7
2:23'01.490	5 Johann ZARCO	FRA	KTM	1'35.313	151.2	8
2:24'36.350	5 Johann ZARCO	FRA	KTM	1'34.860	151.9	9
2:26'10.897	5 Johann ZARCO	FRA	KTM	1'34.547	152.4	10
2:36'40.071	51 Michele PIRRO	ITA	DUCATI	1'33.347	154.4	4
2:49'07.876	4 Andrea DOVIZIOSO	ITA	DUCATI	1'33.138	154.8	6
2:50'41.982	44 Pol ESPARGARO	SPA	KTM	1'32.966	155.0	7
2:50'43.831	9 Danilo PETRUCCI	ITA	DUCATI	1'32.861	155.2	4
3:11'55.695	4 Andrea DOVIZIOSO	ITA	DUCATI	1'32.859	155.2	12
3:13'28.117	4 Andrea DOVIZIOSO	ITA	DUCATI	1'32.422	156.0	13
3:24'44.290	93 Marc MARQUEZ	SPA	HONDA	1'32.166	156.4	4
3:26'16.312	93 Marc MARQUEZ	SPA	HONDA	1'32.022	156.6	5
3:31'51.789	4 Andrea DOVIZIOSO	ITA	DUCATI	1'31.854	156.9	19
4:19'05.620	93 Marc MARQUEZ	SPA	HONDA	1'31.783	157.0	14
4:55'34.173	93 Marc MARQUEZ	SPA	HONDA	1'31.718	157.1	21
5:04'49.021	12 Maverick VIÑALES	SPA	YAMAHA	1'31.416	157.7	33

These data/results cannot be reproduced, stored and/or transmitted in whole or in part by any manner of electronic, mechanical, photocopying, recording, broadcasting or otherwise now known or herein after developed without the previous express consent by the copyright owner, except for reproduction in daily press and regular printed publications on sale to the public within 60 days of the event related to those data/results and always provided that copyright symbol appears together as follows below.

© DORNA, 2019

Official MotoGP Timing by TISSOT
www.motogp.com

Cheste, Tuesday, November 20, 2018

